



LG One:Quick|Share SC-00DA

# Start Working with Simple and Easy Connecting



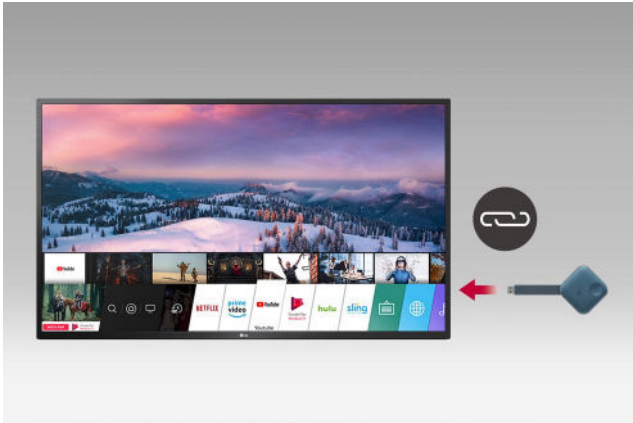
LG One:Quick Share is a wireless screen sharing solution available through LG Digital Signage\*, USB transmission unit for PC (SC-00DA), and its app. With One:Quick Share, you can simply share personal PC screen to LG Signage with easy initial setup to use, as well as availability to manage LG Signage's basic functions\*.

\* LG One:Quick Share is compatible with select LG digital signage models. Please check the compatible models in official B2B lg.com website.

\*\* Volume, Picture Mode, Auto Bright, Presentation Timer, Agenda/Note can be set on LG One:Quick Share PC App.



## EASY TO START



### Easy Pairing

Connect USB type dongle devices to LG Signage for auto pairing, and disconnect them. Just by doing so, these two are ready to be connected each other.

\* One signage can be connected to a total of 4 USB-type dongle devices.



### Plug and Play

Simply share your personal PC screen to the LG Signage by connecting the USB dongle device on the PC after pairing with the Signage.

\* At the very first time, personal PC needs to install One:Quick Share monitoring software by connecting the dongle device.

## SIMPLE TO USE



### Wireless Screen Share with Clicks

Through pressing the USB dongle button in different ways, you can simply share the PC screen, change to another's one, and can show up to 4 PC screens on the Signage at the same time.

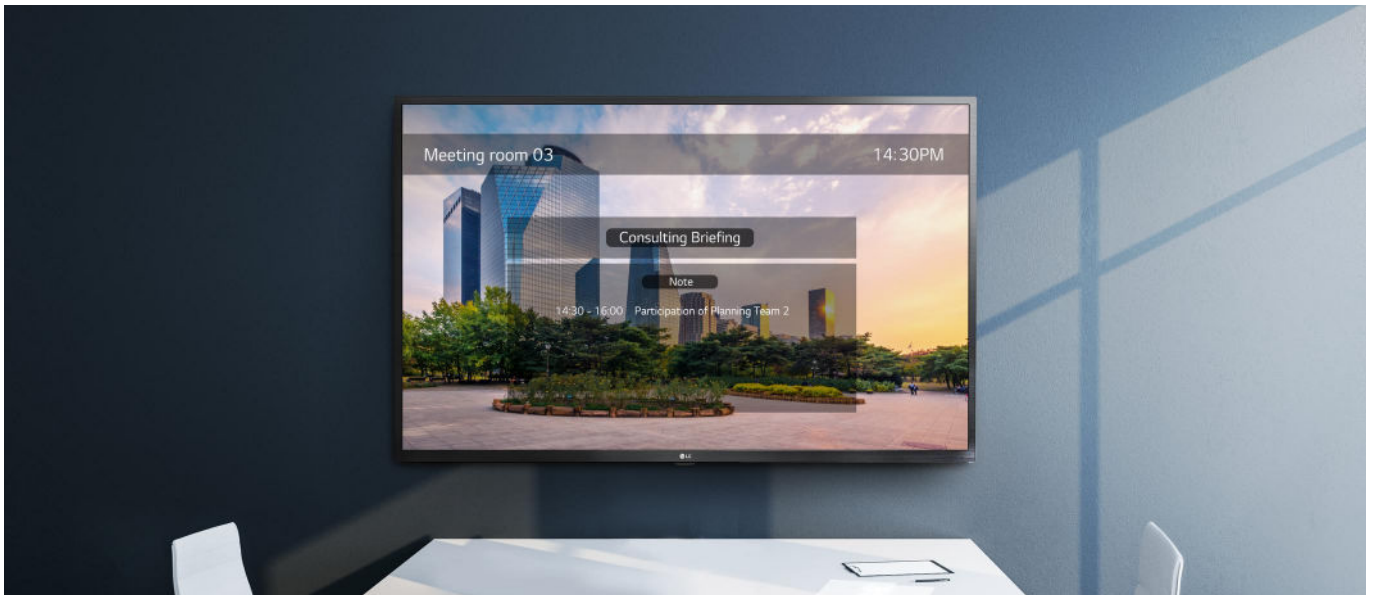


### Embedded Wi-Fi

With SoftAP function in LG Signage, USB dongle device and the Signage can be easily connected and used without additional transceiver.

\* LG Signage needs to set up Soft AP enabled at Network Menu in Settings App.

## VALUE ADDED FEATURES

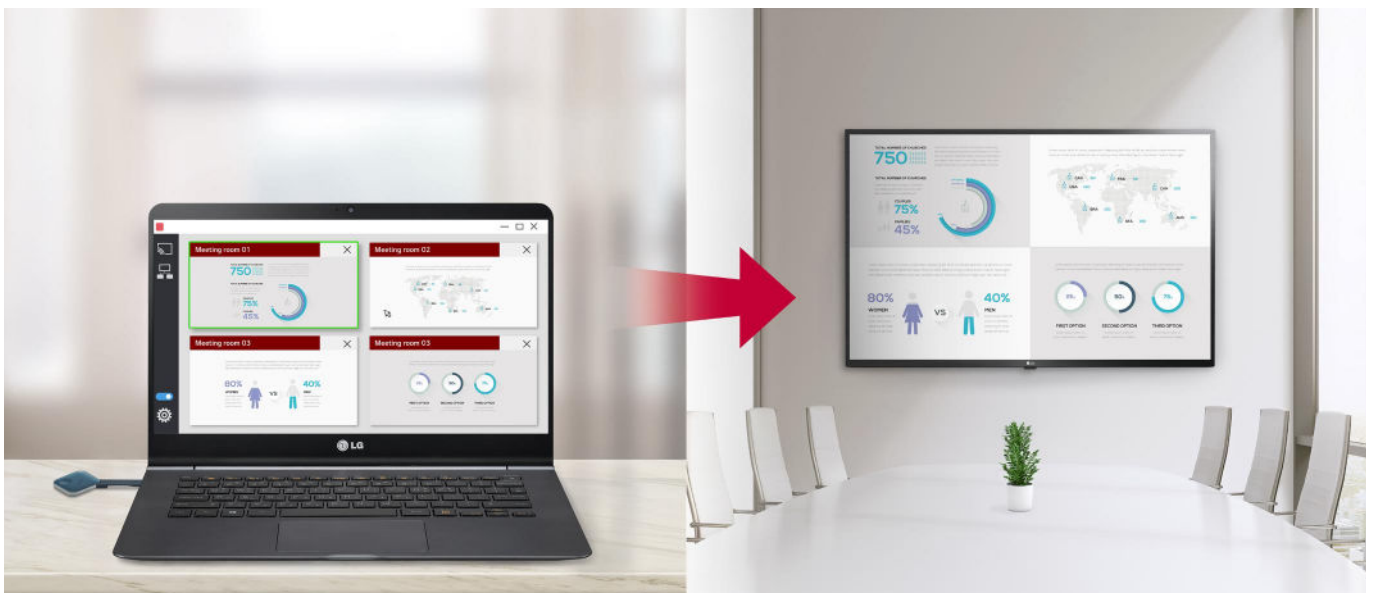


### Setting Without Remote Control

Without a remote control, you can adjust the default setting values of signage (volume, picture mode, auto bright, etc.) on the One:Quick Share PC application, as well as further edit the agenda/note, presentation settings displayed in Office Meeting Mode.

\* Setting without remote control function is enabled when the USB Dongle is paired to the LG Signage and connected to the PC.

\*\* Users can enable Office Meeting Mode at EZ Setting menu of the Signage.



### Screen Manager

Meeting organizer with admin privileges can manage screens shared on the Signage. You can change the order of the split screens, stop screen sharing, or even select the screen among other connected screens.

## PRODUCT INFORMATION

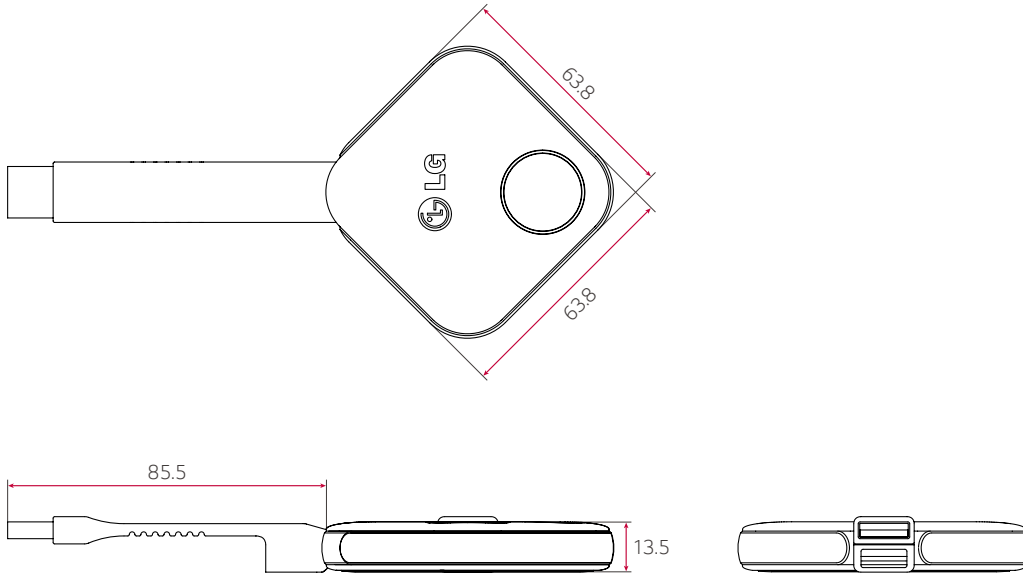


### SC-00DA

Embedded OS	Linux
Wi-Fi	IEEE 802.11 a/b/g/n/ac
Connectivity	USB 2.0 Type A (1)
One:Quick Share Key Features	User Switching, Split View (Max. 4 Screen), Admin mode, Signage Control, Sound

## DIMENSION

(unit: mm)



\* Dimensions may differ from the above image, so please contact LG sales team to verify before ordering.



Download  
LG C-Display+  
Mobile App  
Google Play Store

[www.lg.com/global/business/information-display](http://www.lg.com/global/business/information-display)  
[www.youtube.com/c/LGCommercialDisplay](https://www.youtube.com/c/LGCommercialDisplay)  
[www.facebook.com/LGInformationDisplay](https://www.facebook.com/LGInformationDisplay)  
[www.linkedin.com/company/lginformationdisplay](https://www.linkedin.com/company/lginformationdisplay)  
[twitter.com/LG\\_ID\\_HQ](https://twitter.com/LG_ID_HQ)

LG may make changes to specifications and product descriptions without notice. Copyright © 2021 LG Electronics Inc. All rights reserved. "LG Life's Good" is a registered trademark of LG Corp. The names of products and brands mentioned here may be the trademarks of their respective owners.