

MPA Pro Parameters				
Model	MPA Pro 2.6	MPA Pro 3.91	MPA Pro 4.81	MPA Pro 5.95
Pixel Pitch(mm)	P2.6	P3.91	P4.81	P5.95
Physical Density(dot/m ²)	147456	65536	43264	28227
LED Type	SMD1515	SMD1921	SMD1921	SMD1921
Module Size(mm*mm)	250*250	250*250	250*250	250*250
Cabinet Size(mm*mm)	500*500/500*750 /500*1000	500*500/500*750 /500*1000	500*500/500*750 /500*1000	500*500/500*750 /500*1000
Cabinet Weight(±0.25kg)	9 12.2 16	9 12.2 16	9 12.2 16	9 12.2 16
Cabinet Resolution(px*px)	192*192/192*288 /192*384	128*128/128*192 /128*256	104*104/104*156 /104*208	84*84/84*126 /84*168
Viewing Angle(°)	160(H)/120(V)	160(H)/120(V)	160(H)/120(V)	160(H)/120(V)
Brightness(cd/m ²)	4000	4500	5000	5000
Refresh Rate(Hz)	1920-3840	1920-3840	1920-3840	1920-3840
Max. Power Consumption(W/m ²)	640W/m ²	608W/m ²	640W/m ²	608W/m ²
Average Power Consumption(W/m ²)	250W/m ²	240W/m ²	250W/m ²	240W/m ²
Working Temperature(°C)	-20~+60	-20~+60	-20~+60	-20~+60
Working Humidity(RH)	10%-85%	10%-85%	10%-85%	10%-85%
Ingress Protection	IP65	IP65	IP65	IP65
Certificates	FCC/EMC	FCC/EMC	FCC/EMC	FCC/EMC

*Above product parameters are for reference only and may vary without notification. All rights reserved to Esdlumen.

Application Reference



Night Club



Airport Passage



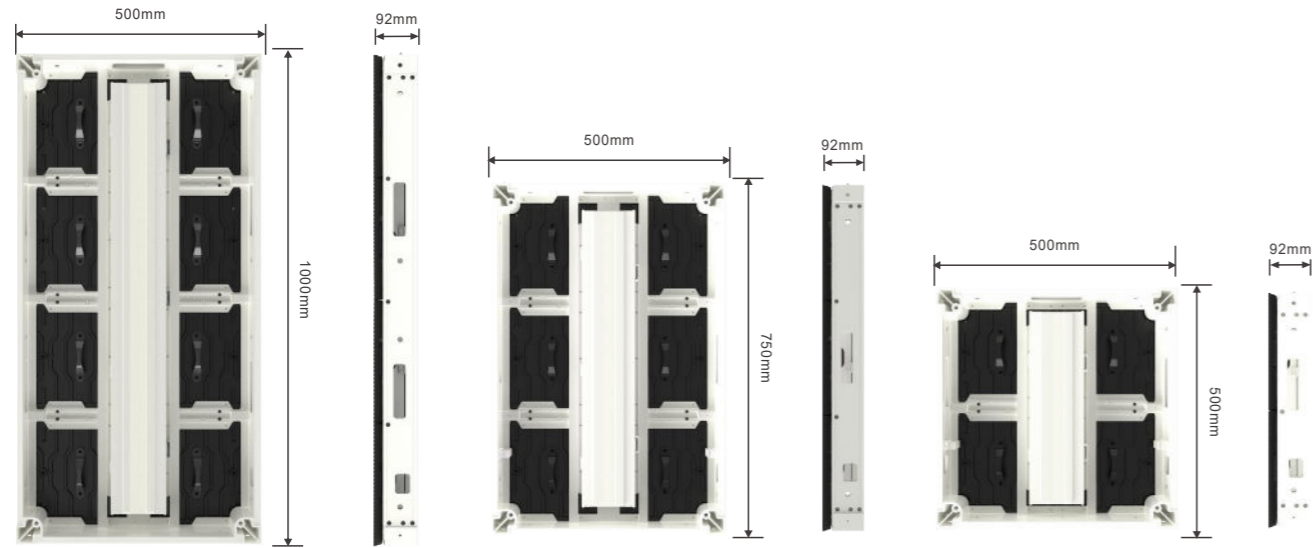
Pedestrians Wall

IP65


MPA Pro
OUTDOOR FIXED LED DISPLAY



Different cabinet sizes, convenient to have more screen size choices



Total front / rear maintenance




Ultra high refresh rate, smooth and clear picture quality




Mixed splicing is supported


500*500mm splice with 500*1000mm easily



Ultra-light and ultra-thin, save the cost of steel structure and installation



High-end module



Aluminum sealed panel

The cabinet thickness is 92mm (The power box is concave).
The cabinet weight is 32kg/m²

Multiple installation type is supported, like wall-mounted, hanging etc



Super stable, high protection, it can work outdoor for all-weather

